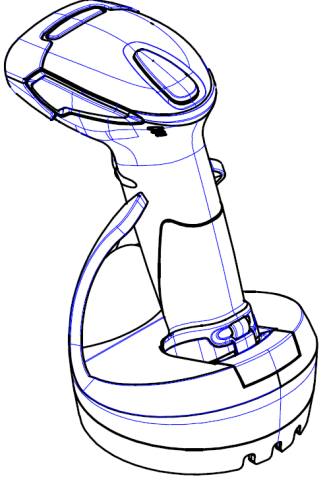


[Buyer's Guide]

Z-3190BT Wireless Gun Type Handheld CCD Scanner


Device Pin-Out


	MINI USB PIN-OUT CONFIGURATION			
	SCANNER		CRADLE	
	PIN 1.	+5V	PIN 1.	+5V
	PIN 2.	USB_D-	PIN 2.	NC
	PIN 3.	USB_D+	PIN 3.	NC
	PIN 4.	NC	PIN 4.	NC
	PIN 5.	GND	PIN 5.	GND
CRADLE PHONE JACK PIN-OUT CONFIGURATION				
RJ 1.	RTS_EIA	RJ 6.	RX_EIA	
RJ 2.	KB Data / USB_D+	RJ 7.	KB Clock	
RJ 3.	PC Clock / USB_D-	RJ 8.	+5V	
RJ 4.	GND	RJ 9.	PC Data	
RJ 5.	CTS_EIA	RJ10.	TX_EIA	
P/N	Model Name	Remark		
88H-90BT00-000	Z-3190BT	White housing scanner w/mini USB cable (w/o Cradle)		
88H-90BT00-001	Z-3190BT (B)	Black housing scanner w/mini USB cable(w/o Cradle)		
88H-90BTXX-YC0	Z-3190BT (X)(CR)	White housing w/mini USB cable w/cradle w/interface cable w/adaptor		
88H-90BTXX-YC1	Z-3190BT (X)(B)(CR)	Black housing w/mini USB cable w/cradle w/interface cable w/adaptor		

* **XX** = interface. Standard options are
 KP = PS/2
 RP = RS232
 UB = USB



* **Y** = DC power adaptor. Standard options are
 A= Australian,
 E= European
 K = UK
 U = US

Standard Accessory



Description	Lithium-Ion Battery		
Barcode	P/N	Remark	
	191-B25004-201	3.7V, 2500mAH	







Description	Cable Clip		
Barcode	P/N	Remark	
	572-050000-411	Clip for Mini USB Cable	

[Buyer's Guide]

Description	Mini USB B to USB A Cable			
	PIN-OUT CONFIGURATION			
	Micro USB		USB A TYPE	
	1.	5V	1	Vcc+
	2.	D-	2	D-
	3	D+	3	D+
	4		4	GND
5	GND			
Item Part No.	173-0U0002-150			

Optional Accessory

Description	RS-90, Communication & Charging Cradle for Z-319XBT Series	
Barcode	P/N	Remark
	88H-90RS00-000	White Housing, Metal Base
	88H-90RS00-001	Black Housing, Metal Base

Description	USB AC Adaptor (5V 1A)	
Barcode	P/N	Remark
	11S-500001-90A	Adaptor w/US plug
	11S-500001-91A*	Adaptor w/US plug *US area*
	11S-500003-90A	Adaptor w/European plug
	11S-500000-028	Universal adaptor w/o plug
	11S-000002-008	Australian plug for universal adaptor
	11S-000000-008	UK plug for universal adaptor

[Buyer's Guide]

Battery Recharging

Z-3190BT uses one li-ion battery for wireless operation and the battery has to be charged within the scanner. Users should always use the original battery and charging equipments provided by the ZEBEX to avoid any non-compatible danger or void the warranty,

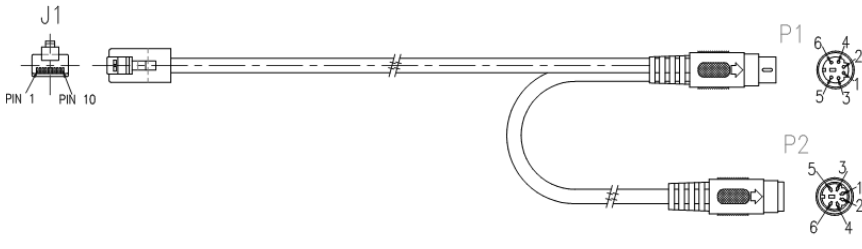

There are three methods of recharging the battery.

1. Use a mini USB cable to connect the scanner with a host's USB port. The battery is charged by the host.
2. Use a mini USB cable and a USB AC adaptor to connect the scanner with socket on wall. The battery is charged by the socket.
3. Put the scanner on cradle and connect the cradle and host with an interface cable. The battery is charged by the cradle.

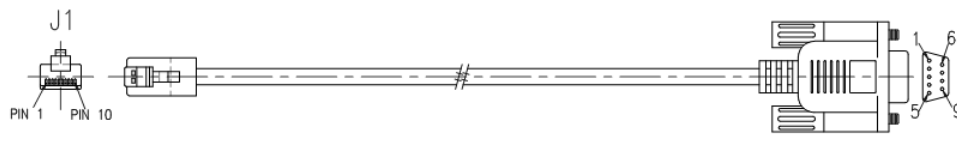

Cable Options

- Each product combination is default to have a mini USB cable to connect scanner and host, such as a laptop.
- The standard cable options include PS/2, RS-232, and USB cable.
- The standard interface cable is black, straight, and 3 meters (9.8 feet) in length.
- Special Order Requirement:
ZEBEX is capable of supplying special customized cable, given that customers provide detailed pin configurations. The minimum order quantity of a special cable is 250 pcs.

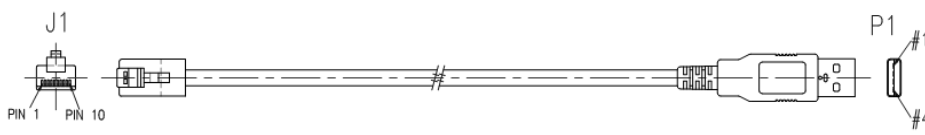

1. Keyboard Wedge Cable (for PS/2)

		PIN-OUT CONFIGURATION			
		MINI DIN (M)		MINI DIN (F)	
DIN	FUNCTION	DIN	FUNCTION		
1.	PC Data	1.	KB Data		
2.	N.C.	2.	N.C.		
3.	GND	3.	GND		
4.	+5V	4.	+5V		
5.	PC Clock	5.	KB Clock		
6.	N.C.	6.	N.C.		
Item Part No.	170-15K100-300				

2. RS-232 Cable (DTE pin out)

		PIN-OUT CONFIGURATION			
		DB-9 (F)	FUNCTION		
Item Part No.		2	TX		
		3	RX		
		7	CTS		
		8	RTS		
		5	GND		
170-15R420-300					

3. USB / Virtual COM USB / OPOS USB Interface with Detachable Cable Type A

		USB TYPE A CONNECTOR	FUNCTION		
		1.	VCC		
Item Part No.		2.	D-		
		3.	D+		
		4.	VSS		
170-15U301-300					

● Additional software installation may be necessary for activating virtual COM or OPOS USB interface.